

# ELECTRO DEX® Electrolytes



## FICHA TÉCNICA

Electrolitos Solubles con Sabor a Cereza.

### Usos recomendados

Caballos en entrenamiento y/o competición en cualquier disciplina.

Ejercicio intenso o prolongado.

Transporte.

Exposición prolongada a altas temperaturas (ej.: ferias, romerías, etc.).

Situaciones de estrés.

### Composición (por dosis - 56g):

|                     |           |
|---------------------|-----------|
| Cloruro sódico      | 39.548 mg |
| Cloruro potásico    | 11.340 mg |
| Sulfato de magnesio | 2.410 mg  |
| Lactato cálcico     | 2.183 mg  |
| Sulfato potásico    | 1.134 mg  |



**Componentes analíticos:** Proteína bruta 0,3%; contenido en grasa 0,07%; fibras brutas 0,3%; ceniza bruta 95,2%; calcio 0,52%; fósforo <0,01%; sodio 24,96%; potasio 11%; magnesio 0,40%; cloruros 41,24%; glucosa 0%.

**Aditivos:** Saborizante artificial con sabor a cereza, colorantes artificiales.

**Características nutricionales esenciales:** Predominantemente electrolitos e hidratos de carbono fácilmente asimilables.

**Objetivo de nutrición específico:** Compensación de la pérdida de electrolitos por transpiración intensa.

### Propiedades y mecanismo de acción:

- A través del sudor los caballos pierden grandes cantidades de Sodio (Na+), Cloro (Cl-) y Potasio (K+). La pérdida de estos minerales causa fatiga y debilidad muscular, y paradójicamente, disminuye la sensación de sed, bloqueando el mecanismo de rehidratación normal del caballo.
- Los electrolitos son sales minerales que juegan un papel fundamental en el mantenimiento de la presión osmótica, el equilibrio de fluidos corporales, y el funcionamiento óptimo de los músculos y el sistema nervioso.
- Estos minerales median en la transmisión de los impulsos eléctricos para estimular las contracciones musculares.
- Además, un caballo deshidratado tiene menor presión sanguínea, y por tanto un menor flujo sanguíneo en músculos e intestino que puede derivar en cólicos, debilidad y descoordinación muscular, y miositis (acumulación de ácido láctico). Por tanto, un aporte adecuado de electrolitos es clave para un óptimo rendimiento de los caballos.
- Por otro lado la deshidratación disminuye la capacidad del caballo para regular su temperatura corporal, causando importantes lesiones en el sistema nervioso.
- Al aportar electrolitos, además de reponer las pérdidas producidas por el sudor, reactivamos el mecanismo de hidratación normal de los caballos, es decir provocamos que los caballos beban y se hidraten adecuadamente.
- La deshidratación es más acusada en ambientes húmedos, aunque las temperaturas no sean extremadamente cálidas, por lo que, en zonas de alta humedad, con temperaturas por encima de los 12-15°C, el uso de electrolitos es muy recomendable.

### Indicaciones:

Ayuda a rehidratar al caballo en situaciones que produzcan una gran pérdida de líquidos y acelera su recuperación muscular tras el ejercicio intenso, lo que le permite volver más rápidamente a su máximo nivel de rendimiento. Situaciones que requieren un aporte regular de electrolitos:

- Ejercicio intenso o prolongado (en cualquier clima o estación).
- Ejercicio ligero en condiciones de elevada humedad y/o temperaturas extremas.
- Exposición prolongada a altas temperaturas (ej.: ferias, romerías, etc.).



### Características

Los electrolitos pioneros en EE.UU.

Recomendado por veterinarios para reponer los líquidos y minerales perdidos por sudoración intensa.

Fórmula completa: Cloro, Sodio, Potasio, Magnesio y Calcio.

Previene y combate la deshidratación.

Facilita la recuperación tras el esfuerzo, potenciando el rendimiento deportivo.

**VetNova**



# ELECTRO DEX<sup>®</sup> Electrolytes



## FICHA TÉCNICA

### Electrolitos Solubles con Sabor a Cereza.

- Caballos en entrenamiento y/o competición en cualquier disciplina.
- Paseos de media-larga distancia.
- Transporte.
- Situaciones de estrés.
- Procesos patológicos que cursen con fiebre elevada y o diarrea.

**Especies de destino:** Équidos.

**Modo de empleo:** La medida que se incluye equivale a 28 g. Se puede suministrar en la comida o en el agua de bebida del caballo en una proporción de 2 medidas por cada 40 litros de agua o 2 medidas en la comida diaria. Los animales deberán tener acceso permanente al agua. Importante: si se suministra con el agua, no permita el acceso del animal a otra fuente de bebida.

**Advertencias:** Este producto no contiene ninguna sustancia prohibida en competición. Guardar el envase bien cerrado, en un lugar fresco, seco, protegido de la luz solar y fuera del alcance de los niños y los animales. Pienso complementario dietético para caballos no destinados al consumo humano.

**Presentación:** Sales solubles.

- 170 g (3 dosis).
- 1,13 Kg (20 dosis).
- 2,26 Kg (40 dosis).
- 13,6 Kg (240 dosis).

Presentaciones exclusivas de VetNova (3 y 20 dosis).


### Bibliografía:

- Andrews, F.M., Geiser, D.R., White, S.L., Williamson, L.H., Maykuth, P.L., Greene, E.M., 1995. Haematological and biochemical changes in horses competing in a 3 star horse trial and 3-day-event. *Equine Vet. J. Suppl.* 20, 57–63.
- Andrews, F.M., Ralston, S.L., Williamson, L.H., Maykuth, P.L., White, S.L., Provenza, M., 1995. Weight loss, water loss and cation balance during the endurance test of a three day event. *Equine Vet. J. Suppl.* 18, 294–297.
- Andrews, F.M., Ralston, S.L., Sommadahl, C.S., Maykuth, P, L., Green, E.M., White, S.L., et al., 1994. Weight, water, and cation losses in horses competing in a three-day event. *JAVMA.* 205,721–724.
- Beard, L.A., Hinchcliff, K.W., 2002. Effect of NaCl and NaHCO<sub>3</sub> on serum ionised calcium and blood gas status during sprinting. *Equine Vet. J. Suppl.* 34, 519–523.
- Blackmon, D.M., Neathery, M.W., Miller, W.J., Brown, S.R., Carlson, G.P., 1987. Hematology and body fluids in the equine athlete: a review. *Equine Exerc. Physiol.*, San Diego 2, 393–425.
- Carlson, G.P., 2000. Fluid, electrolyte and acid–base balance. In: JJ Kaneko, JW Harvey & ML Bruss (eds), *Clinical Biochemistry of Domestic Animals*. Toronto: Academic Press, pp. 485–516.
- Coenen, M., Vervuert, I., 2003. Water and electrolyte turnover in the equine athlete. *Ubers. Tierern* 7hr. 31, 29–73.
- Coenen, M., 1999. Basics for chloride metabolism and requirement. *Proceedings 16th Equine Nutr. Physiol. Symposium*, Raleigh, North Carolina, pp. 353– 354.
- Coenen, M., Schnermann, J., Vervuert, I., Lindner, A., Sallmann, H.P., 1999a. Effects of oral glucose or electrolyte supplementation after exercise on electrolyte and fluid balance in standardbred horses. *Proceedings 16th Equine Nutr. Physiol. Symposium*, Raleigh, North Carolina, pp. 304– 305.
- Coenen, M., Schuckmann, F., Vervuert, I., von Rennenkampff, F., 1999b. Exercise of pack horses in mountained area. *Proceedings 16th Equine Nutr. Physiol. Symposium*, Raleigh, North Carolina, pp. 306– 307.
- Coenen, M., Meyer, H., Steinbrenner, B., 1995. Effects of NaCl supplementation before exercise on metabolism of water and electrolytes. *Equine Vet. J. Suppl.* 18, 270– 273.
- Coenen, M., 1991a. Chloride Metabolism and Chloride Requirement in Horses. *School of Vet. Med. Hannover, Habilitationsschrift.* 206 pp.

Sales solubles con sabor a cereza.

Rango completo de presentaciones:  
3, 20, 40 y 240 dosis (3 y 20 dosis  
son exclusivas de VetNova).

Parte de la familia de productos  
RED CELL<sup>®</sup>, el suplemento de alto  
rendimiento más vendido en el mundo.




**VetNova**

# ELECTRO DEX® Electrolytes

Electrolitos Solubles con Sabor a Cereza.



- Coenen, M., 1991b. Chlorine metabolism in working horses and the improvement of chlorine supply. 12th Proceedings Equine Nutr. Physiol. Symposium, Calgary, Canada, pp. 91–92.
- Coenen, M., Meyer, H., Stadermann, B., 1990. Amount and composition of the GIT content according to type of feed and exercise. *Adv. Anim. Physiol. Anim. Nutr.* 21, 7–20.
- Dusterdieck, K.F., Schott II, H.C., Eberhart, S.W., Woody, K.A., Coenen, M., 1999. Electrolyte and glycerol supplementation improve water intake by horses performing a simulated 60 km endurance ride. *Equine Vet. J. Suppl.* 30, 418–424.
- Fedde, M.R., Erickson, H.H., 1998. Increase in blood viscosity in the sprinting horse: can it account for the high pulmonary arterial pressure? *Equine Vet. J.* 30, 329–334.
- Foreman, J.H., Waldsmith JK, Lalum, R.B., 1999. Environmental stress and three-day eventing: effects of altitude. *Equine Vet. J. Suppl.* 30, 347–355.
- Foreman, J.H., 1998. The exhausted horse syndrome. *Vet. Clin. North Am., Equine Pract.* 14, 205–219.
- Foreman, J.H., 1996. Modifications to the 1996 Olympic three-day events to optimize safety under hot and humid conditions. *Pferdeheilkunde* 12: 397–400.
- Foreman, J.H., 1996. Metabolic causes of equine exercise intolerance. *Vet. Clin. North Am., Equine Pract.* 12, 537–554.
- Foreman, J.H., 1995. Thermoregulation in the horse exercising under hot and humid conditions. *Pferdeheilkunde.* 12, 405–408.
- Friend, T.H., 2000. Dehydration, stress, and water consumption of horses during long-distance commercial transport. *J. Anim. Sci.* 78, 2568–2580.
- Geiser, D.R., Andrews, F.M., Rohrbach, B.W., White, S.L., Maykuth, P.L., Green, E.M., et al., 1995. Blood ionized calcium concentrations in horses before and after the cross-country phase of three-day event competition. *American Journal of Veterinary Research* 52. 1502–1505.
- Geor, R.J., McCutcheon, L.J., 1998. Hydration effects on physiological strain of horses during exercise—heat stress. *J. Appl. Physiol.* 84, 2042–2051.
- Geor, R.J., McCutcheon, L.J., 1996. Exercise in the heat: beneficial effects of fluid administration. *Journal of Veterinary Internal Medicine* 10: 152.
- Geor, R.J., McCutcheon, L.J., Lindinger, M.I., 1996. Adaptations to daily exercise in hot and humid ambient conditions in trained Thoroughbred horses. *Equine Vet. J. Suppl.* 22, 63–69.
- Geor, R.J., McCutcheon, L.J., Ecker, G.L., Lindinger, M.I., 1995. Thermal and cardiorespiratory responses of horses to submaximal exercise under hot and humid conditions. *Equine Vet. J. Suppl.* 20, 125–132.
- Harris PA, Marlin DJ, Mills PC, Roberts CA, Scott, CM, Harris RC, et al., (1995). Clinical observations made in non heat acclimated horses performing treadmill exercise in cool (208C/40% RH), hot, dry (308C/40% RH) or hot, humid (308C/80% RH) conditions. *Equine Vet. J. Suppl.* 20, 78–84.
- Harris PA, Marlin DJ, Scott CM, Harris RC, Mills PC, Michell AR, et al., (1995). Electrolyte and total protein changes in non heat-acclimated horses performing treadmill exercise in cool (208C/40% RH), hot, dry (308C/40% RH) or hot, humid (308C/80% RH) conditions. *Equine Vet. J. Suppl.* 20, 185–96.
- Harris, P., Snow, D.H., 1992. Plasma potassium and lactate concentrations in thoroughbred horses during exercise of varying intensity. *Equine Vet. J.* 24, 220–225.
- Hicks JM (1996). Near patient testing: ¿is it here to stay? *Journal of Clinical Pathology* 49: 191–193.
- Hinchcliff, K.W., 1998. Fluids and electrolytes in athletic horses. *Vet. Clin. North Am. Equine Pract.*, vol. 14:1. Saunders Company, Philadelphia. 225 pp.
- Hinchcliff KW, Kohn CW, Geor R, McCutcheon LJ, Foreman J, Andrews FM, et al. (1995). Acid-base and serum biochemistry changes in horses competing at a modified 1 Star 3-day event. *Equine Vet. J. Suppl.* 20, 105–110.
- Hyypää, S., Pfsf, A.R., 1998. Fluid, electrolyte, and acid–base responses to exercise in racehorses. *Vet. Clin. North Am., Equine Pract.* 14 (1), 121–136.
- Hyypää, S., Saastamoinen, M., Pfsf, A.R., 1996. Restoration of water and electrolyte balance in horses after repeated exercise in hot and humid conditions. *Equine Vet. J. Suppl.* 22, 108–112.
- Jacobs E, Vadasdi E, Sarkozi L and Colman N (1993). Analytical evaluation of I-Stat portable clinical analyser and use by nonlaboratory health-care professionals. *Clinical Chemistry* 39: 1069–1074.
- Jansson, A., Nyman, S., Morgan, K., Palmgren-Karlsson, C., Lindholm, A., Dahlborn, K., 1995. The effect of ambient temperature and saline loading on changes in plasma and urine electrolytes (Na<sup>+</sup> and K<sup>+</sup>) following exercise. *Equine Vet. J. Suppl.* 20, 147–152.
- Jeffcott, L.B., Kohn, C.W., 1999. Contributions of equine exercise physiology research to the success of the 1996 Equestrian Olympic games: a review. *Equine Vet. J. Suppl.* 30, 347–355.



# ELECTRO DEX® Electrolytes

Electrolitos Solubles con Sabor a Cereza.




## FICHA TÉCNICA

- Jeffcott, L.B., Clarke, A.F., 1996. Thermoregulatory responses during competitive exercise in the performance horse. Vol II. Equine Vet. J. Suppl., vol. 22. Equine Veterinary Journal, Newmarket, UK. 112 pp.
- Jeffcott, L.B., Clarke, A.F., 1995. Thermoregulatory responses during competitive exercise in the performance horse. Vol I. Equine Vet. J. Suppl., vol. 20. Equine Veterinary Journal, Newmarket, UK. 164 pp.
- Johnson, P.J., 1998. Physiology of body fluids in the horse. Vet. Clin. North Am., Equine Pract. 14 (1), 1– 22.
- Jones, J.H., Carlson, G.P., 1995. Estimation of metabolic energy cost and heat production during a 3-day-event. Equine Vet. J. Suppl. 20, 23– 30.
- Kingston, J.K., Bayly, W.M., 1998. Effect of exercise on acid– base status of horses. Vet. Clin. North Am., Equine Pract. 14 (1), 61– 73.
- Kohn CW, Hinchcliff KW and McKeever K (1999). Effect of ambient temperature and humidity on pulmonary artery temperature of exercising horses. Equine Vet. J. Suppl. 30, 404–411.
- Kohn CW and Hinchcliff KW (1995). Physiological responses to the endurance test of a three-day event during hot and cool weather. Equine Vet. J. Suppl. 20, 31–36.
- Kohn CW, Hinchcliff KW, McCutcheon LJ, Geor R, Foreman J, Allen AK, et al. (1995). Physiological responses of horses competing at a modified 1 star 3-day event. Equine Vet. J. Suppl. 20, 97–104.
- Kohn CW and Brooks CL (1990). Failure of pH to predict ionized calcium percentage in healthy horses. American Journal of Veterinary Research 51: 1206–1210.
- Koterba AM and Carlson GP (1982). Acid–base and electrolyte alterations in horses with exertional rhabdomyolysis. JAVMA. 80, 303–306.
- Kronfeld, D.S., 2001a. Body fluids and exercise: physiological responses: Part 1. J. Equine Vet. Sci. 21, 312–322.
- Kronfeld, D.S., 2001b. Body fluids and exercise: replacement strategies. J. Equine Vet. Sci. 21, 368–375.
- Kronfeld, D.S., 2001c. Body fluids and exercise: influences of nutrition and feeding management. J. Equine Vet. Sci. 21, 417– 428.
- Lindinger, M.I., 2004. Acid–base physiology during exercise and in response to training. In: KW Hinchcliff, AJ Kaneps & RJ Geor (eds), Equine Sports Medicine and Surgery: Basic and Clinical Sciences of the Athletic Horse Chapter 39. New York: Elsevier, pp. 586–610.
- Lindinger, M.I., Heigenhauser, G.J., 1991. The roles of ion fluxes in skeletal muscle fatigue. Can. J. Physiol. Pharm. 69, 246– 253.
- Marlin, D.J., Scott, C.M., Schroter, R.C., Harris, R.C., Harris, P.A., Roberts, C.A., Mills, P.C., 1999b. Physiological responses of horses to a treadmill simulated speed and endurance test in high heat and humidity before and after humid heat acclimation. Equine Vet. J. 31, 31– 42.
- Marlin, D.J., Scott, C.M., Mills, P.C., Loewes, H., Vaarten, J., 1998. Rehydration following exercise: effects of administration of water versus an isotonic oral rehydration solution (ORS). Vet. J. 156, 41– 49.
- Marlin, D.J., Scott, C.M., Schroter, R.C., Mills, P.C., Harris, R.C., Harris, P.A., Orme, C.E., Roberts, C.A., Marr, C.M., Dyson, S.J., Barrelet, F., 1996. Physiological responses in nonheat acclimated horses performing treadmill exercise in cool (20 8C/40%RH), hot dry (30 8C/40%RH) and hot humid (308C/80%RH) conditions. Equine Vet. J. Suppl. 22, 70– 84.
- Marlin, D.J., Harris, P.A., Schroter, R.C., Harris, R.C., Roberts, C.A., Scott, C.M., et al., 1995. Physiological, metabolic and biochemical responses of horses competing in the speed and endurance phase of a CCI\*\*\*\*\* 3-day event. Equine Vet. J. Suppl. 20: 37–46.
- Masri, M., Freestone, J.F., Wolfsheimer, K.J., Shoemaker, K., 1990. Alterations in plasma volume, plasma constituents, renin activity and aldosterone induced by maximal exercise in the horse. Equine Vet. J. Suppl. 9, 72– 77.
- McCutcheon, L.J., Geor, R.J., Ecker, G.L., Lindinger, M.I., 1999. Equine sweating responses to submaximal exercise during 21 days of heat acclimation. J. Appl. Physiol. 87, 1843– 1851.
- McCutcheon, L.J., Geor, R.J., 1998. Sweating. Fluid and ion losses and replacement. Vet. Clin. North Am., Equine Pract. 14, 75– 95.
- McCutcheon, L.J., Geor, R.J., 1996. Sweat fluid and ion losses in horses during training and competition in cool vs. hot ambient conditions: implications for ion supplementation. Equine Vet. J. Suppl. 22, 54– 62.
- McCutcheon, L.J., Geor, R.J., Hare, M.J., Ecker, G.L., Lindinger, M.I., 1995. Sweating rate and sweat composition during exercise and recovery in ambient heat and humidity. Equine Vet. J. Suppl. 20, 153– 157.
- McKeever, K.H., 1998a. Blood viscosity and its role in the haemodynamic responses to intense exertion. Equine Vet. J. 30, 3.
- McKeever, K.H., 1998b. Effect of exercise on fluid balance and renal function in horses. Vet. Clin. North Am., Equine Pract. 14(1), 23– 44.



## VetNova





# ELECTRO DEX® Electrolytes


Electrolitos Solubles con Sabor a Cereza.



## FICHA TÉCNICA

- McKeever, K.H., Hinchcliff, K.W., Schmall, L.M., Muir III, W.W., 1991. Renal tubular function in horses during submaximal exercise. *Am. J. Physiol.* 261, R553–R560.
- Meyer, H., Gomda, Y., Perez-Noriega, H., Heilemann, M., Hipp-Quarton, A., 1990a. Investigation on the postprandial water metabolism in resting and exercised horses. *Adv. Anim. Physiol. Anim. Nutr.* 21, 35–51.
- Meyer, H., Heilemann, M., Hipp-Quarton, A., Perez-Noriega, H., 1990b. Amount and composition of sweat in ponies. *Adv. Anim. Physiol. Anim. Nutr.* 21, 21–34.
- Mostert, H.J., Lund, R.J., Guthrie, A.J., Cillers, P.J., 1996. Integrative model for predicting thermal balance in exercising horses. *Equine Vet. J. Suppl.* 22, 7–15.
- Nyman, S., Jansson, A., Dahlborn, K., Lindholm, A., 1996. Strategies for voluntary rehydration in horses during endurance exercise. *Equine Vet. J. Suppl.* 22, 99–106.
- Persson, S.G.B., 1967. On blood volume and working capacity in horses. *Acta Vet. Scand. Suppl.* 19 (189 pp.).
- Rose, R.J., Sampson, D., 1982. Changes in certain metabolic parameters in horses associated with food deprivation and endurance exercise. *Res. Vet. Sci.* 32, 198–202.
- Rose, R.J., Ilkiw, J.E., 1980. Changes in blood gas, acid–base and metabolic parameters in horses during three-day event competition. *Research in Veterinary Science* 28: 393–395.
- Rose, R.J., Ilkiw, J.E., Arnold, K.S., Backhouse, J.W., Sampson, D., 1980. Plasma biochemistry in the horse during 3-day event competition. *Equine Vet. J.* 12: 132–136.
- Schnermann, J., 2000. Effects of oral administration of glucose or electrolyte supplementation after a standardized exercise on thermoregulation and electrolyte metabolism in horses. *School of Vet. Med. Hannover, thesis*, 235 pp.
- Schott II, H.C., 1998. Oral fluids for equine diarrhoea: an underutilized treatment for a costly disease? *Vet. J.* 155, 119–121.
- Schott II, H.C., Hinchcliff, K.W., 1998. Treatments affecting fluid and electrolyte status during exercise. *Vet. Clin. North Am., Equine Pract.* 14 (1), 175–204.
- Schott II, H.C., Hodgson, D.R., Bayly, W., Gollnick, P.D., 1991. Renal response to high intensity exercise. *Equine Exerc. Physiol.* 3, 361–367.
- Schott II, H.C., Dqsterdieck, K.F., Eberhart, S.W., Woody, K.A., Refsal, K.R., Coenen, M., 1999. Effects of electrolyte and glycerol supplementation on recovery from endurance exercise. *Equine Vet. J. Suppl.* 30, 384–393.
- Schroter, R.C., Marlin, D.J., 1995. An index of the environmental thermal load imposed on exercising horses and riders by hot weather conditions. *Equine Vet. J. Suppl.* 20, 16–22.
- Singer, E.R., Saxby, F., French, N.P., 2003. A retrospective case-control study of horse falls in the sport of horse trials and three-day eventing. *Equine Vet. J.* 35, 139–145.
- Sosa Leon, L.A., Davie, A.J., Hodgson, D.R., Rose, R.J., 1995a. The effects of tonicity, glucose concentration and temperature of an oral rehydration solution on its absorption and elimination. *Equine Vet. J. Suppl.* 20, 140–146.
- Sosa Leon, L.A., Davie, A.J., Hodgson, D.R., Evans, D.L., Rose, R.J., 1995b. Effect of oral fluid on cardiorespiratory and metabolic responses to prolonged exercise. *Equine Vet. J. Suppl.* 18, 274–278.
- Taylor, L.E., Ferrante, P.L., Wilson, J.A., Kronfeld, D.S., 1995. Arterial and mixed venous acid–base status and strong ion difference during repeated sprints. *Equine Vet. J. Suppl.* 18, 326–330.
- Valberg, St.J., Mickelson, J.R., Gallant, E.M., MacLey, J.M., Lentz, L., De La Corte, F., 1999. Exertional rhabdomyolysis in quarter horses and thoroughbreds: one syndrome, multiple aetiologies. *Equine Vet. J. Suppl.* 30, 533–538.
- Weiss, D.J., Geor, R.J., Burger, K., 1996. Effects of furosemide on hemorheologic alterations induced by incremental treadmill exercise in thoroughbreds. *Am. J. Vet. Res.* 57, 891–895.
- Williamson, L.H., Andrews, F.M., Maykuth, P.L., White, S.L., Green, E.M., 1996. Biochemical changes in three-day event horses at the beginning, middle and end of Phase C and after Phase D. *Equine Vet. J. Suppl.* 22, 92–98.
- Williamson, L., White, S., Maykuth, P., Andrews, F., Sommerdahl, C., Green, E., 1995. Comparison between post-exercise cooling methods. *Equine Vet. J. Suppl.* 18, 337–340.

Si le interesa alguno de los artículos listados por favor no dude en solicitarlos a través de los siguientes contactos: [vetnova@vetnova.net](mailto:vetnova@vetnova.net), 918 440 273 o su Delegad@ Técnico-Comercial VetNova.



## VetNova

Teléf.: +34 918 440 273 · [vetnova@vetnova.net](mailto:vetnova@vetnova.net) · [www.vetnova.net](http://www.vetnova.net)

VN-PUB-0119ES-0317